

# HOME

A HOMEOWNER'S GUIDE TO ALL THINGS

**ELECTRICAL**





This guide is divided into two sections. The first, 'HPM Living', is designed to help you work out which electrical fittings you need and where they're needed to make your home function the way you want it to.

# CONTENT

**WELCOME TO HPM HOME,**  
YOUR COMPREHENSIVE PLANNING  
AND DESIGN GUIDE TO ALL THINGS  
ELECTRICAL WHEN IT COMES TO  
BUILDING OR RENOVATING YOUR HOME.

'HPM Range' takes you through our product categories and gives you an overview of our range. By the end of this section you'll be well on the way to choosing the products you need to make your home function the way you want it to, and suit the look and feel you're after.



- 2 INTRODUCING HPM LIVING
- 4 KITCHEN
- 8 LIVING ROOM
- 12 BEDROOM
- 16 HOME OFFICE
- 20 BATHROOM
- 24 LAUNDRY
- 28 OUTDOOR LIVING

- 32 INTRODUCING HPM RANGE
- 34 WALL PLATES
- 38 ENERGY SAVING
- 40 HOME NETWORKING
- 42 VENTILATION
- 44 OUTDOOR LIGHTING
- 46 YOUR ELECTRICAL CHECK LIST



**“The time** we put into planning really made the building process run smoothly.”



**When you're building or renovating** there are a thousand decisions to make. One crucial area often overlooked early in the planning process is your electrical plan: what electrical fittings you need and where best to place them.

**This guide** is designed to give you an easy-to-follow overview of HPM's product range and start you thinking, planning and selecting your electrical fittings now so that you end up with everything you want where you need it.

## HPM LIVING

**In this section** we will walk you through a typical house room by room to help you work out which electrical fittings you will need for your own home. We've suggested a variety of products and accessories that will perform important functions in each room or area. There's also some smart hints that point to things you might not have thought of – little details that will make a big difference once you move in.



**“I definitely enjoy**  
entertaining much more  
now that I have a  
well-planned kitchen.”



## THE SOCIAL HUB

The kitchen is the hub of the home and the most intensively used workspace, so forward planning here will really streamline your day-to-day life and make preparing and cooking meals a pleasure. With so many appliances on call in this zone, planning is essential to create a practical space.

Now that open plan design has become the preferred choice we spend more time in the kitchen than ever before. Cooking, eating, entertaining, surfing the net, talking on the phone or doing homework – it all happens here. The Handy Hints on the next page should get you thinking about which electrical fittings you need to plan for in this pivotal room.

# KITCHEN

- SWITCHES
- POWERPOINTS
- DIMMER
- PHONE OUTLET
- DATA OUTLET
- SENSOR LIGHT
- FANLIGHT
- EXHAUST FAN
- AUDIO INTERCOM HANDSET
- MULTI-ROOM AUDIO CONTROLLER
- CEILING SPEAKERS



## HANDY HINTS

If you plan to eat in your kitchen you may want to install **dimmers**. The bright light you need over work surfaces while preparing food can be too harsh for mealtimes.

Do you have a coffee machine, kettle, toaster, blender, rice cooker or cake mixer? These all need **powerpoints** at bench height. Which appliances will be stored and which will live on the bench top?

If you like music while you cook consider a **multi-room audio system**. With **speakers** in the walls or ceiling you can avoid having a radio or stereo taking up precious bench space.

**Exhaust fans** are a great aid to natural ventilation. They keep the air circulating and remove cooking odours and moisture, making the air you breathe healthier and increasing the life of your paint and fabrics.

Remember the 'hidden' **powerpoints** required for rangehoods, microwaves, disposal units, fridges, freezers and dishwashers.



Audio intercom



Ceiling exhaust

# KITCHEN



Multi-room audio controller




Ceiling speakers



Excel 4 gang switch



Telephone and computer outlet



Excel 4 outlet powerpoint





**“This is my favourite room.  
We’ve created a space  
we can really enjoy.”**

## THE VERSATILE ROOM

The living room has to be the most flexible space in the house so that it can respond to your family’s changing needs and cater for a range of diverse activities. With the help of a plan of the room put some thought into the best location for your TV, DVD, stereo and electronic games. Ideally they should be against a wall and away from windows and doors.

Think hard about lighting in this room too so that it becomes a place you can really relax. You’ll need bright light for tasks such as reading or playing games but install dimmers and powerpoints for lamps so you can achieve soft, mood lighting and create ambience when you’re listening to music, watching a movie or entertaining.

Aim for maximum flexibility and this room will be functional and a wonderful retreat.

# LIVING ROOM

- SWITCHES
- POWERPOINTS
- DIMMER
- PHONE OUTLET
- TV OUTLET
- COMPUTER OUTLET
- CEILING FAN
- MULTI-ROOM AUDIO CONTROLLER
- CEILING SPEAKERS
- SMOKE DETECTOR



## HANDY HINTS

Plan where you will place your furniture then make sure your **powerpoints** will be accessible without having to move heavy sofas and cabinets. Make sure you have enough for lamps and general use.

Locate your **TV outlets** where the TV can be comfortably viewed from your seating. Do you have a PlayStation or other gaming device? Pick a spot for it now. It may need specialised cabling.

Use **surge-protected powerpoints** for your expensive audiovisual equipment and minimise the risk of damage from a power surge.

With the popularity of laptops you may wish to work in the comfort of your living room, so think of possible areas to install a **computer outlet**.



Ceiling fan



Ceiling speakers



Multi-room audio controller

# LIVING ROOM



Smoke alarm



Excel dimmer



Excel 4 gang switch



Powerpoint, TV and data outlet



**“The one place I can be lazy.  
I can control the TV, lights and music  
without getting out of bed.”**



## THE RESTFUL POD

Your bedroom is the place you go to unwind and enjoy some peace and privacy. You'll want soft lighting but need to be able to adjust the brightness when you're dressing, reading, working or applying make-up. Bedside lamps or wall lights for either side of the bed are a good idea so one person can read while the other sleeps.

Ask yourself how many powerpoints you will need next to the bed. Would you use a lamp, clock radio, phone charger, laptop, plug-in air freshener? What else? Do you want lights to come on when you open your wardrobe doors? Do you want the luxury of being able to watch TV in bed?

Even if your bedroom is the most spartan of rooms with few modern conveniences, make sure you have two way switches so you can switch the lights out from bed, or consider an Excel Super Dimmer which provides you with a remote to control the lights.

# BEDROOM

- SWITCHES
- POWERPOINTS
- DIMMER
- TV, TELEPHONE AND COMPUTER OUTLETS
- AUDIO INTERCOM HANDSET
- CEILING FAN
- MOTION SENSOR





## HANDY HINTS

If you want the option of Pay TV, DVD or music from a source located outside your bedroom you'll need **home network cabling**. It also allows you to send a command from your computer to a printer in another room.

Consider internet access and phone lines in all bedrooms. This means a bedroom can swiftly be converted to an office.

Install an additional handset for your **intercom system** in the bedroom so that you can let people in without having to go to the front door.

Children's bedrooms need to anticipate their changing needs as they grow. Make sure you install enough **powerpoints** and phone and data capability to cater for the teenage years.

Use a **motion sensor** if you have a walk-in-robe so the light automatically switches on and off when you enter and leave the room.



Ceiling fan

Smoke alarm

Audio intercom

Motion sensor

# BEDROOM



Linea powerpoint  
white and gun metal



IR receiver



Excel super dimmer



Telephone and/or  
computer outlet



Excel 2 gang switch

**“I don’t need a big office  
to get lots done – just a well  
planned one.”**



### **THE TECHNOLOGY CENTRE**

The Information Age has changed our lives and the way we use our homes to the degree that the home office, once an occasional retreat, is now a critical support to our lifestyle. This is where you and the kids will go to work and answer emails, search for information, download music or play games on the computer. The home study is a good central spot to locate your printer, fax and modem and to charge mobile phones, cameras and other gadgets.

Make allowances for one or two extra phone and data outlets to give you flexibility to add a phone, fax or modem later. Likewise you can hardly go overboard with powerpoints when you consider the list of items that need plugging in. You may want to consider HPM’s 5 outlet powerpoints to fit a number of powerpoints into a limited space and consolidate electrical cords.

# HOME OFFICE

- SWITCHES
- SURGE PROTECTED POWERPOINTS
- CEILING FAN
- MULTI-ROOM AUDIO CONTROLLER
- CEILING SPEAKERS
- TV, TELEPHONE AND COMPUTER OUTLETS





## HANDY HINTS

Protect your computer equipment (and all your precious files) from power surges with surge-protected **powerpoints**.

If you like to listen to music while you work consider a **multi-room audio system**. It can deliver audio from different sources to different zones in your home at the same time.

Ceiling and **exhaust fans** can help you control the heat created by hard-drives and monitors. If you have limited ceiling space, consider a combined **ceiling fan and light**.

Plan to work from home? Include an **intercom handset** in this room so you can let people in the front door without leaving your desk.



Surge protected powerpoint



5 outlet powerpoint



Telephone and computer outlets



Excel 2 gang switch

# HOME OFFICE



Ceiling fan



Ceiling speakers



Multi-room audio controller





**“A good bathroom**  
is important to me. It makes  
it so much easier to get up  
and get ready for work.”

### THE REFRESHING HAVEN

Here's a room where space is limited and good planning is paramount. This is where you start and end the day and you'll want everything working in the bathroom as efficiently as possible.

Ventilation is critical to control mould and condensation build-up, which attacks paint and grout. It will also help prevent steamed up mirrors. Again, go for flexibility with lighting so that you can see well but have the option to turn the lights down when you want to soak in the bath and unwind.

You'll need powerpoints above bench height for your hairdryer and shaver, but how about a powerpoint inside the cupboard to charge your electric toothbrush where it's out of the way?

# BATHROOM

- SWITCHES
- POWERPOINTS
- EXHAUST FANS
- CEILING SPEAKERS
- MULTI-ROOM AUDIO CONTROLLER
- HEAT LAMPS





## HANDY HINTS

Ventilation is critical in this room to control condensation and mould. Make sure ventilation capacity matches the size of your room and plan for cross ventilation to maximise efficiency.

Run-on timers mean your **exhaust fan** will continue to run for a set period after you've turned it off, improving its performance.

**Heat lamps** are fantastic for cold winter days and make it a lot easier to get out of bed and into the bathroom.

Consider a combined **light/heater/exhaust fan** – a compact single unit that provides instant heat, light and ventilation.

How many **powerpoints** do you need for your hairdryer, straightening iron, electric toothbrush? These have to be placed a certain distance from water sources. Check with your designer or electrician regarding regulations.



Instant Heat 2 – combination light, heat lamp and exhaust fan



Excel weatherproof light switch



3 gang switch



Excel double powerpoint

# BATHROOM



12V exhaust fan for wet zones



Ceiling exhaust fan



Ceiling speakers



Multi-room audio controller



**“Spend some time thinking**  
about this room before you start building  
and you’ll spend less time in it later.”

## THE MAINTENANCE ROOM

A well designed laundry will perform a raft of duties, from streamlining the management of clothes as they go through the washing, drying, ironing cycle to providing organised storage for the equipment necessary for cleaning your home.

When planning your laundry it’s important to know the size and model of your washing machine and dryer, and whether they will sit side by side or be stacked, so that you can get your powerpoints in the correct positions.

# LAUNDRY

- WEATHERPROOF SWITCHES
- POWERPOINTS
- FANLIGHT
- EXHAUST FAN





## HANDY HINTS

**Exhaust fans** are a must in the laundry to dispel odours and remove moisture in the air from the clothes dryer. Match the capacity of your fan with the size of the room and plan for cross ventilation to maximise efficiency.

If you're short on ceiling space a **fanlight** could be the answer. One switch will operate both the light and the exhaust fan.

**Excel weatherproof switches** will keep you safe and meet regulatory requirements if your light switches are positioned near a water source.

**Fan time delay switches** are useful because they allow **exhaust fans** to run for a set period after you leave the room, improving ventilation.



Fanlight



Wall exhaust fan



Slimline chrome exhaust fan

# LAUNDRY



Excel single switch



Excel weatherproof light switch



Linea double powerpoint





**“We love eating outside**  
so our goal was to create a  
space we could use for most  
of the year.”

### THE ALFRESCO PLAYGROUND

The notion of the ‘outdoor room’ has gained status in Australia as we design houses that embrace our great climate. There are numerous ways you can make your outdoor playground more functional, more fun and more secure with some forward planning.

Creating ambience outside at night is straightforward with our impressive range of LED and halogen garden lighting. Your home and garden can be just as stunning after dark by using light to highlight architectural features, trees and garden pathways. Outdoor lighting enhances your safety and creates a warm ambience for your family and guests.

## OUTDOOR LIVING

- MOTION SENSOR SWITCHES
- TIMERS
- OUTDOOR SWITCHES AND POWERPOINTS
- MULTI-ROOM AUDIO CONTROLLER
- OUTDOOR SPEAKERS
- SECURITY CAMERA
- GARDEN LIGHTING
- AUDIO INTERCOM HANDSET
- CEILING FAN





## HANDY HINTS

Have your **multi-room audio system** networked for outdoors too so you can work or entertain with music.

Do you have a pool or trampoline you can't see well from the house? **Security cameras** can help you keep an eye on the kids while you're inside.

**Sensors** that switch a light on when they detect movement are great for your safety, security and peace of mind. Obvious places include the front and back doors and pathways, steps or parking areas.

Install a **sensor** to automatically switch on the garage light as the door is opened.

Install external **weatherproof powerpoints** in several locations for portable appliances such as edge trimmers, or garden lighting transformers.

### THE PRACTICAL SPACE

With a little forethought this space can do much more than merely store vehicles. Make sure you create a garage that will cater for your hobbies and D.I.Y projects.



Ceiling fan



Motion sensor



Flood lamp



Harmony security camera

# OUTDOOR LIVING



Adjustable garden downlight



LED deck and step lights



Aqua weatherproof double powerpoint



Outdoor speakers



Multi-room audio controller



Aqua weatherproof 2 gang switch





**“It’s great knowing we can change**  
the colour and finish of our wall plates if we  
change our décor.”

HPM has been making high quality, safe, stylish electrical products and accessories in Australia for more than 80 years. During this time our reputation for creating reliable products has grown with our burgeoning range. From a simple powerpoint to a sophisticated home networking system, everything you need to create a home that is wired to suit your life is available from HPM. All our products are made with equal care and caution, using quality materials and manufacturing techniques so that they stay looking good and performing reliably year after year. Put simply, HPM make products you can trust.

## HPM RANGE

Take a look at the following pages for an overview of our range. There’s enough information here to decide on many of the products you’ll need for your home.



## EXCEL RANGE

HPM's extensive range offers plenty of flexibility so you can achieve the functionality you want while maintaining a uniform and stylish look.

### EXCEL SWITCHES



6 gang



1 gang



2 gang



3 gang



4 gang



5 gang

### EXCEL DIMMERS



Super Dimmer



Dimmer

### EXCEL ARCHITRAVE



Single



2 gang



3 gang



4 gang

## LINEA RANGE

### LINEA SWITCHES



1 gang



Low profile



2 gang



3 gang



4 gang



5 gang



6 gang

### LINEA FAN CONTROLLERS



Fan controller

### LINEA DIMMERS



Dimmer

### LINEA DATA COMMUNICATION



Telephone and computer outlet

### EXCEL POWERPOINTS



5 outlet powerpoint



4 outlet powerpoint



Single powerpoint



Double powerpoint



Vertical double powerpoint



Double surge protected powerpoint

Surge protected powerpoints help protect computing and audio-visual equipment from damage caused by power surges.

### EXCEL DATA COMMUNICATION



TV, data and power plate



TV, data and power plate

### LINEA POWERPOINTS



Single powerpoint



Double powerpoint



Autoswitch powerpoint

## AQUA WEATHERPROOF RANGE (OUTDOOR)



Double powerpoint



1 gang switch



2 gang switch



Single narrow powerpoint

# WALL PLATES

DIMMERS  
SWITCHES  
POWERPOINTS  
FAN CONTROLLERS



**COLOUR RANGE**

Here's where you can get creative.

**Step 1**

Make a note of all the different paint colours and surfaces such as timber, tile, stainless steel or glass where you will have visible wall plates.

**Step 2**

Choose your range (see previous page) based on the style of your décor and decide whether you want your wall plates to be a subtle or more dominant feature. You can go for the same colour throughout your home or change it depending on the background surface, but as much as possible stay with one range for a sharper look.

Both the Excel and Linea ranges have clip on cover plates so you can swap them if your décor alters.

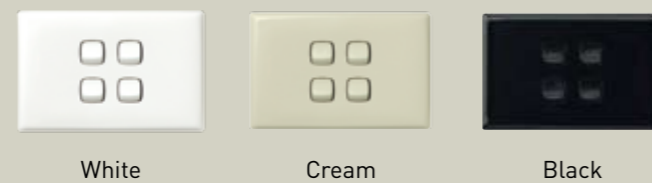
**EXCEL**  
BASE AND COVER PLATE COLOURS



**METAL COVER PLATES**



**LINEA**  
BASE AND COVER PLATE COLOURS



**METALLIC COVER PLATES**



**WALL PLATES**  
 COLOUR RANGE



## DIMMERS AND TIMERS



Excel timer switch



Built in fan time delay



Linea dimmer

**Dimmers, timers and sensors are good ways to manage your home's energy consumption.**

By letting HPM's smart products take control you won't waste electricity running things for longer than you need. Take for example your exterior entry lighting. You can set the timer to switch the lights on from 6pm to welcome you home and off at 11pm when you're usually in bed.

Motion sensors can be fitted to lights so they'll only turn on when they detect movement. Imagine the convenience of having a sensor in your hallway, stairwell or bathroom that switches on the lighting as you approach to guide you during the night.

Ceiling fans are a powerful aid to saving energy and reducing your costs. They circulate warm air around the room in winter and create a cool draft in summer, reducing the demand on your heating and air-conditioning.

## SENSORS



Motion sensor



Weatherproof outdoor light sensitive switch



Excel sensor switch



Motion sensor 360° field of view



**ENERGY SAVING**



**A home networking system discreetly integrates your home technologies through a central hub.**

It allows you to network your computers and printer, your Pay TV, DVD and video, your security and audio systems. This means you don't have to have equipment located in every room, nor move equipment from room to room.

You can be watching Pay TV in your bedroom whilst the kids are watching a DVD in their bedrooms, even though your DVD player and set-top box are located in the living room.

With home networking it's also easy to convert a fax line into a phone, internet or remote control port when needed. And, if you install HPM security cameras around your home you can check on the kids playing in the pool or on the trampoline from any television.

**HPM's multi-room audio system distributes sound from up to four sources (CD, MP3 player, radio etc) to different rooms of your home simultaneously.**

You can be listening to the radio in your ensuite while getting ready for work, at the same time your partner is reading the paper while listening to a CD on the back deck. The system also has a message broadcast function so you can communicate with someone in a different room via the speakers – this could save you running up and down the stairs!



Harmony network hub



Indoor and outdoor security camera



IR receiver



Multi-room audio wall controller



Ceiling mount round stereo speakers



Outdoor speakers



Wall mount and ceiling mount stereo speakers



**HOME NETWORKING**





White low profile  
100mm



Heavy duty  
100mm



Ceiling  
100mm – extra low voltage design  
allows use in wet zones  
(LuminAir)



Ceiling  
200mm and 250mm



Chrome low profile  
100mm



Heavy duty  
150mm



Fanlight



Ceiling  
200mm and 250mm



In-line  
150mm



Heat lamp



Instant Heat 2



Instant Heat 4



Ceiling  
100mm – ducted



Instant Heat – 2 ducted  
(also available in 4 ducted)



Ceiling sweep fans



Fan controller

To keep the air healthy  
in your home it needs to  
be constantly renewed.

Stale air leads to respiratory illnesses  
and air that's laden with moisture and  
cooking fumes will cause your paint and  
furnishings to deteriorate much more  
rapidly than they should. Look after your  
family and your home with the help of  
exhaust fans in the laundry, kitchen,  
bathrooms, garage and any room that  
does not have natural cross ventilation.

# VENTILATION





Garden lighting will make your outdoor room as appealing at night as it is on a glorious day, extending the hours you spend outside.

HPM has an impressive range of low voltage and outdoor lights from the art nouveau inspired to the modern and minimalist. Thoughtfully planned outdoor lighting will highlight the architectural features of your home, improve safety and security and create a welcoming ambience that brings your garden to life after the sun dips.

Go to our website for the full range of garden lights and accessories.  
[www.hpm.com.au](http://www.hpm.com.au)



Adjustable downlight



Square wall light



LED deck and step lights



LED stainless steel pathlight



Wall downlight



Rectangular pathlight



Ballina pathlight



Submersible spotlight



Flood lamp



Pathlight



LED stainless steel pathlight



Classic tier light



# OUTDOOR LIGHTING





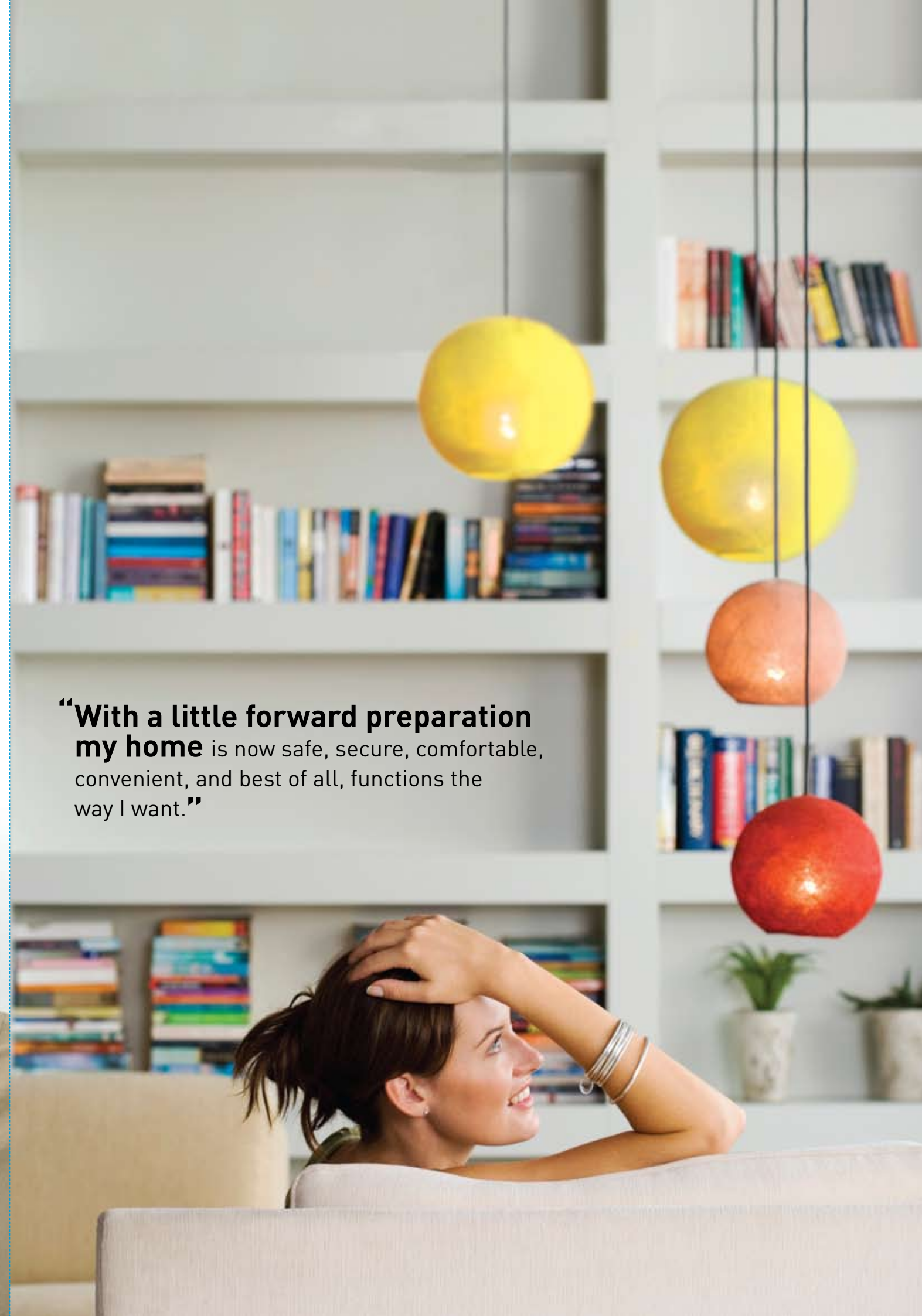

# CHECKLIST

There's a lot to consider when you're planning the electrical products for your home and it's important to get it right because the decisions you make now will affect your life in dozens of ways every day once you move in. You'll be glad you did the planning that lead to putting in that weatherproof powerpoint in the front garden so you can plug in the edge trimmer, or the sensor that turns on the lights as you enter the garage, or the phone and data points in the child's room who, before you know it, will be a teen.

Remember, preparing your electrical plan before the walls are sealed in allows you the greatest choice and can save you money, so make a plan today.

For more information on specific products in the HPM range please go to our websites at:

[www.hpm.com.au](http://www.hpm.com.au)  
[www.hpm.co.nz](http://www.hpm.co.nz)



**“With a little forward preparation my home** is now safe, secure, comfortable, convenient, and best of all, functions the way I want.”



HPM Legrand – AUS  
1300 369 777  
[www.hpm.com.au](http://www.hpm.com.au)

HPM Legrand – NZ  
0800 476 009  
[www.hpm.co.nz](http://www.hpm.co.nz)